

Perfect Profile™

For Your Perfect Profile

USER'S GUIDE

Congratulations! You have just completed your first step toward your new Perfect Profile™! Now you can achieve salon results in the privacy of your own home. Using Perfect Profile™ you will see results in just a few treatments. Be sure to read through the entire instructions before starting your treatments. If use as directed, you will be thrilled with the results.

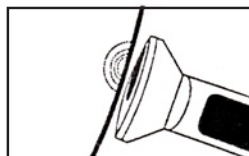
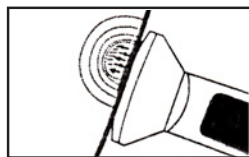
UNDERSTANDING THE THERAPY AND HOW IT WILL IMPROVE YOUR PROFILE

Skin is a very sensitive part of your body. It is composed of 3 layers: epidermis, dermis, hypodermis. To keep your skin always healthy, it is necessary to stimulate it both superficially and also in depth. Perfect Profile™'s alternating tapping motion uses a vascular action which reactivates the circulation, thus giving tone and freshness. Furthermore, it increases the moisture level and the lymphatic flow, essential factors in achieving greater elasticity and decreasing wrinkles and imperfections.

A massage with Perfect Profile™ stimulates vaso-motor reactions which improve the circulation, increases the metabolic exchanges, and reduces loose and adipose tissues (double chin).

Perfect Profile™ is a natural massaging therapy for the beauty and harmony of your profile. It improves blood circulation and venous discharge; it increases the circulatory to the tissues. Perfect Profile™ massage will not bruise your skin because it is rhythmic and gentle. In addition to including a reabsorption of fluid, Perfect Profile™ stimulates nerve endings of the skin and strengthens the capillaries. The draining of the Perfect Profile™ is very important because the removal of harmful substances takes place in a liquid environment. This means that the tissues of the face and neck look toned and less swollen.

Perfect Profile™ increases the effectiveness of your favorite cosmetics (moisturizing, nourishing and firming creams). After the few applications you will see a noticeable difference in the tone of the face areas which have been treated. Perfect Profile™ reduces wrinkles, swelling and imperfections. It has a beneficial effects against skin relaxation which results in a youthful complexion.




HERE'S HOW IT WORKS

1. Perfect Profile™ should be used on a clean dry face.
2. Make sure the unit is in the "OFF" position.
3. Plug the DC adapter into the power jack.
4. Turn the unit to the "ON" position.
5. Place Perfect Profile™ at the base of the neck, starting the application with a movement from the bottom towards the top, repeat the action several times
6. Use Perfect Profile™ everyday from 5 to 10 minutes.

IMPORTANT SAFETY INSTRUCTIONS

Basic Precautions Should Always Be Followed

1. Always unplug the appliance from the electrical outlet immediately after use and before cleaning.
2. Do not reach for the appliance if it fall into water. Unplug immediately.
3. Do not use when bathing, in the shower or for any underwater treatment.
4. Do not place or store the appliance where it can fall or be pulled into a tub or sink. Do not place in or drop into water or any other fluid.
5. Before plugging into outlet, make sure that the voltage and frequency indicated on name plate are the same as you local supply.
6. Keep the appliance away from children. Close supervision is necessary when this appliance is used near children and disabled person.
7. Never leave the adapter unattended when plugged in. Unplug from the outlet when not in use or when changing tapping hands.
8. Never operate this appliance if it has damaged cord, or if the appliance is not functioning properly, or it has been dropped or damaged or dropped into water.
9. Do not carry this appliance by the power cord or use the cord as a handle.
10. Avoid pulling and twisting the power cord.
11. Keep the appliance and adapter cord away from hot surface.
12. To avoid overheating do not use under blankets or underneath pillows.
13. Use this appliance only for the purpose it was designed.
14. If malfunction occurs, stop use immediately. Do not attempt to repair. No user serviceable parts.
15. Turn control to "OFF" before disconnecting the power adapter.



Accessories:

The three small heads for Perfect Profile™. Soft, Spherical and Concentric. They are interchangeable and allow different treatment depending on the individual needs. The soft head is suitable for a combined use of moisturizer, toning or anti-wrinkle creams and cosmetics. Use the spherical and concentric heads according to your personal preference, for a deep and effective massage.



HOW TO CHANGE ACCESSORY HEAD

Remove the top cover. Pull the tapping head off. Choose different head and push head on to pin. Push cover on. (It will clip into place.)

Note: Head is not exactly oval shape and opening of the top cover is not exactly oval shape. The wider part of the head fits neatly inside the wider opening of the top cover.

CAUTION

This device should not be used on swollen or inflamed areas, skin lacerations or wound. Do not apply on acne, couperose, herpes or other infections of the skin. If you feel pain or discomfort, discontinue use immediately or consult your physician. Avoid using on the abdomen, joints or thyroid gland just below the Adam's apple.

MAINTENANCE AND CLEANING

Use only the power adapter that comes with the unit. Other adapters may cause seriously damage. Always unplug the power adapter before cleaning or storing. Clean and remove dirt, creams, etc. with a damp cloth. Never use benzine or other volatile agents.